

Macc NEW 350S Semi Automatic Circular Saw







The Macc Saw range has been very popular in the UK market for over 30 years. This Macc New 350S Circular Saw is a widely used semi automatic saw in place of Brown 300 SA machines. Slower speed range for lots of Stainless Steel cutting, otherwise the 40/80 rpm model is the better option.

Macc New 350S Circular Saw is the perfect industrial semi automatic chop saw for steel and stainless steel cutting.

Please Note: Compressed air will be required to operate this machine



Technical Data:

				
	60	110	100	80 x 120
	55	80	80	80 x 80

Macc 350S semi automatic chop saw

- Movable head 45° left and 45° right
- Reduction unit in oil bath

- Double hinged pin with eccentric bush
- Head rotation stops 45° - 0° - 45°
- Adjustable stops for head stroke
- Double vice
- 0,035 kW Power - driven pump for band cooling
- Coolant filter
- Jet separation system to keep the blade oiled
- Sliding countervice
- Bar support arm
- Bar stop
- Steel pedestal
- Service tools
- Instruction manual and spare parts
- Operation:

The machine performs the following operations during the cutting cycle:

1. vice closing and activation of blade motor
 2. cutting head downstroke
 3. return of head to initial position and blade motor stop
 4. vice opening
- Overall dimensions : 1475 mm x 1000 mm x 1200 mm

				
kW	rpm	mm	mm	kg
1,8 - 2,4	40 - 80	120	ø 350	280

Macc New 350S capacities UK

Macc New 350S Semi Automatic Cutting